

Meta-Heuristic Algorithm based on Ant Colony Optimization Algorithm and Project Scheduling Problem (PSP) for the Traveling Salesman Problem

Fuentes-Penna Alejandro¹ and González-Ramírez Marcos S.²

¹Escuela Superior de Tlahuelilpan – Universidad Autónoma del Estado de Hidalgo (ESTI – UAEM)
Av Universidad S/N Centro, 42780 Tlahuelilpan, Hidalgo
alexfp10hotmail.com

²Universidad Autónoma del Estado de Morelos
Av. Universidad No. 1001, Col Chamilpa, Cuernavaca, Morelos, México. C.P. 62209

Abstract: The main target of Traveling Salesman Problem (TSP) is to construct the path with the lowest time between different cities, visiting every one once. The Scheduling Project Ant Colony Optimization (SPANCO) Algorithm proposes a way to solve TSP problems adding three aspects: time, cost effort and scope, where the scope is the number of cities, the effort is calculated multiplying time, distance and delivering weight factors and dividing by the sum of them and optimizing the best way to visit the cities graph.

Keywords: Project Scheduling Problem, Ant Colony Optimization, Traveling Salesman Problem, Scheduling Project Ant Colony Optimization.

I. Introduction

A. Nature simulation

In a colony of social insects, such as ants, bees, wasps and termites, each kind of insect performs its own tasks independently from other members of the colony but with complementary activities; this tasks performed by different insects are related to each other in such a way that the colony, as a whole, is capable of solving complex problems through cooperation [2]. The group activities as selecting and picking up materials, finding and storing food, which require sophisticated planning, are solved by insect colonies without any kind of supervisor or centralized controller. This collective behavior which emerges from a group of social insects has been called “swarm intelligence” [2].

Real ants tracks their food exploiting pheromone information, but the principal issue is how they can find the shortest path from a food source to their nest [15], [13] without using visual cues [14].

II. Project Scheduling Problem

Every project has a set of activities involving a target and a set of restrictions. Each activity has a set of restricted resources and an assigned cost; in this scenario, Project Scheduling Problem (PSP) is a way to solve this kind of problems where it can be considered as a generic name given to a whole class of problems in which it is necessary scheduling of optimum way the time, cost and resources of projects [3].

Ruiz-Vanoye et al [5] presented an instance set of Project Scheduling Problem for Software Development for projects of software development, a PSP variant.

Ruiz-Vanoye et al [6] describe the project management as “*the application of knowledge, abilities, tools and techniques to activities of projects so that they fulfill or exceed the needs and expectations of a project, such as: reach, time, cost and quality, requirements identified (needs) and requirements non-identified (expectations)*”.

There are many types of problems where PSP can be applied:

- Technical elements (development of software, pharmaceutical drugs or civil engineering,

Production systems planning) [6].

- Elements of the administration (Project Scheduling Problems, Manufacturing Management, Technology Management, contracts with the government or development of new products) [6],
- Groups of industry (industrial engineering, automobiles, chemicals or financial services) [6].
- Bio – inspiration elements to choose the best option.
- Biotechnology elements to choose the best way to obtain the best elements combination.
- Scholar elements (Timetabling Scheduling, scholar administration)
- Health elements (nursing process, drug administration, patient care management)

Huang et al, 2009 [4] defines a software project as a directed acyclic graph $G = (V, A, S, E)$ where $V = \{1, 2, \dots, n\}$ is the set of nodes representing the events (figure 1). A is the set of arcs representing the activities, $(i, j) \in A$ is the arc acyclic graph G from node i to j , and there is only one directed arc (i, j) from i to j , $S \in V$ is the start node, and $E \in V$ is the end node. Each activity duration time be a stochastic variable denoted $\square = \{\square_{ij} \mid (i, j) \in A\}$. The capital cost of activity through (i, j) is denoted C_{ij} while the resource cost of activity through (i, j) is denoted r_{ij} .

Ruiz-Vanoye et al [23] classify the main variants of PSP:

- Resource-constrained Project Scheduling Problem (RCPS),
- Multi-Mode Resource-Constrained Project Scheduling Problem (MRCPS),
- Construction Project Scheduling Problem (construction PSP),
- Project Scheduling Problem for Software Development (software PSP),
- Payment Scheduling Problem,
- Time/cost trade-off Problem (TCTP).

Fuentes et al [24] proposed PSP with Linear Responsibility Chart (LRC) to generate an initial workload and a project initial total cost.

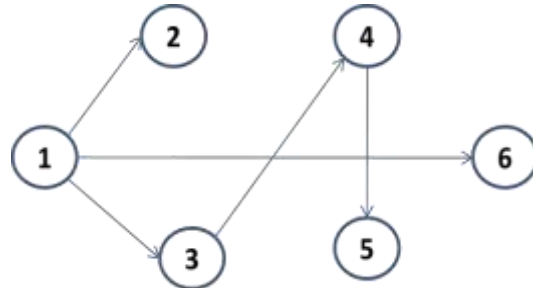


Figure 1. Project representation

III. Traveling Salesman Problem

The traveling salesman problem (TSP) [10] models the situation of a travelling salesman who is required to pass through a number of cities without visiting twice the same city, so that the total travelling distances be minimal (Figure 3). According to Papadimitriou and Steiglitz [11], a Combinational Optimization Problem (COP) $P = (S, f)$ is an optimization problem in which are given a finite set of objects S and an objective function – maximize or minimize – $f : S \rightarrow \mathbb{R}^+$ that assigns a positive cost value to each of the objects $s \in S$. The objects are typically integer positive numbers, subsets of a set of items, permutations of a set of items, or graph structures. COP can be modelled as discrete optimization problems in which the search space is defined over a set of decision variables $X_i \mid i = 1, \dots, n$, with discrete domains. Therefore, we will henceforth use the terms CO problem and discrete optimization problem interchangeably.

Zambito [31] describes the TSP as a graph G with a set of vertices V , a set of edges, E , and a cost, c_{ij} , associated with each edge in E ; the author mentions the solution to the TSP must return the cheapest Hamiltonian cycle of G .

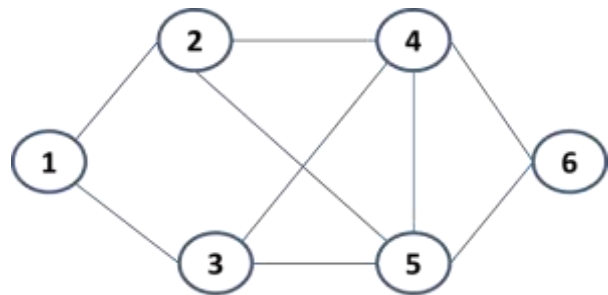


Figure 2. Graph TSP representation

At [10], the author refers the TSP is a set of n towns, where the TSP can be stated as the problem of finding a minimal length tour to visit each town once. d_{ij} is the

length of the path between towns i and j ; in the case of Euclidean TSP, d_{ij} is the Euclidean distance between i and j . An instance of the TSP is given by a graph (N,E) , where N is the set of towns and E is the set of edges between towns. $b_i(t)$ ($i=1, \dots, n$) is the number of ants in

$$m = \sum_{i=1}^n b_i(t)$$

town i at time t and the total number of ants.

Goyal [25] Classified TSP on different instances:

- Symmetric TSP
- Asymmetric TSP

The deterministic solutions to TSP are:

- Linear programming [26].
- Dynamic programming formulation for an exact solution of TSP [27].
- The branch and bound technique [28].
- Graphs with degree at most 3 in exponential time [29].

The non-deterministic solutions to TSP are:

- Nearest neighbor algorithm [30].
- Insertion algorithms [30].
- K-Opt Heuristics [30].
- Greedy Non-Deterministic Solution[25]

There are many practical real life uses of the TSP, where each node can be presented as a city, geographical location, buildings, locations, electronic points, etc.; the most common of which are [31]:

- Transportation routing problems
- Salespersons
- Music band on tour
- Postal delivery person

IV. Ant Colony Optimization (ACO)

The first ACO algorithms are presented by Marco Dorigo et al at the early 1990's [1]. The development of these algorithms was inspired by the observation of ant colonies. The behavior that provided the inspiration for ACO is the ants searching food and finding the shortest paths between the food sources and their nest. When searching for food, ants initially explore the area surrounding their nest in a random manner (Figure 2). While moving, ants leave a chemical pheromone trail on the ground. Ants can smell pheromone. When choosing their way, they tend to choose, in probability,

paths marked by strong pheromone concentrations. As soon as an ant finds a food source, it evaluates the quantity and the quality of the food and carries some of it back to the nest. During the return trip, the quantity of pheromone that an ant leaves on the ground may depend on the quantity and quality of the food [11].

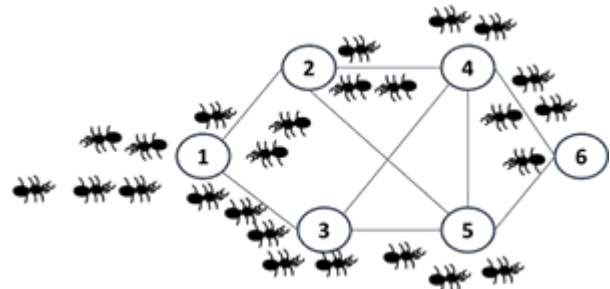


Figure 3. Ants path representation

Dorigo et al [21] present the General ACO meta-heuristic:

```

procedure ACO metaheuristics
  ScheduleActivities
    ManageAntActivity()
    EvaporatePheromone() // forgetting
    DaemonActions() {optional} // centralized actions
    local search, elitism
  end ScheduleActivities
end ACO metaheuristics
    
```

Steps for implementing ACO [21]:

- Choose appropriate graph representation
- Define positive feedback
- Choose constructive heuristic
- Choose a model for constraint handling (tabu list at TSP)

A. Algorithms to solve TSP with ACO

Dorigo [11] proposes a cooperative learning approach based on ant colony system where a set of cooperating agents called ants cooperate to find good solutions to TSP's.

Stutzle and Hoos [16] solved the TSP based on pheromones trail and the heuristic information between nodes choosing between the maximum and the minimum trail strengths and constructing a valid tour according to a probability distribution proportional. They proposed a Max-Min ant System where they select the best ant to update the pheromones trail.

Tsai and Tsai [18] Describes a new approach for Solving Large Traveling Salesman Problem Using Evolutionary Ant Rules for solving TSP introducing a genetic exploitation and the method nearest neighbor (NN).

Junjie and Dingwei [19] used an ACO Algorithm for multiple TSP, where the total salesmen visited every unvisited nodes selecting the next node independently.

Salami [20] proposed the ACO Genetic Algorithm (ACOG) adapting genetic operations to enhance ant movement towards solution state.

The way ant colonies function has suggested the definition of a computational paradigm, which we call Ant System This solution can apply to TSP because the solution consists on visit stages evading obstacles. Dorigo et al [11].

Dorigo and Di Caro [17] mentions: “(i) it is relatively easy to adapt the ant colony metaphor to it, (ii) it is a very difficult problem (NP-hard), (iii) it is one of the most studied problems in combinatorial optimization (Lawler et al., 1985; Reinelt, 1994), and (iv) it is very easy to state and explain it, so that the algorithm behavior is not obscured by too many technicalities.”

A new kind of quantum ant colony algorithm for continuous space optimization is proposed in [32] by the introduction of quantum computation into ant colony optimization. Each ant carries a group of quantum bits representing its current position. And quantum bits are updated by quantum rotation gate to make ant's position changed. Some quantum bits are mutated by quantum non-gate to increase the population diversity.

The technology based on ant colony optimization and Voronoi diagram was used to achieve the intelligent route planning for unmanned aircraft. Then the ant colony optimization was used to find out the best route from all the possible routes [33].

A new recognition method for driver's intention is proposed in [34]. Ant colony optimization (ACO) converges on the optimization path through pheromone accumulation and renewal. The hybrid algorithm of genetic algorithm and ant colony optimization adopts genetic algorithm to give pheromone to distribute. And then it makes use of ant colony optimization to give the precision of the solution.

V. Proposed a Scheduling Project Ant Colony Optimization (SPANCO) Algorithm

A combinatorial optimization problem has a set $C = \{c_1, \dots, c_n\}$ of components. A subset c_i of components represents an optimal solution of the problem; There are a 2^C possible solutions combination (S) and the selected solution S_i is feasible if $S_i \subseteq S$. A time function t is defined over the solution domain and the objective is to find a minimum time solution S_i . The ants move is based on stochastic local decision policy with two parameters: local pheromone update rule, which applied whilst constructing solutions and global pheromone updating rule, which applied after all ants construct a solution.

The proposed algorithm is combined well distribution strategy of initial ACO and PSP for assign the best way. The recognition group explores the different paths according to ACO to visit every node.

The main loop consists on Estimate the effort's cost between nodes following the pheromone trail, select the next node with minimal effort cost (the node with minor path, max pheromones and minor distance), subtract the delivered package weight of the total weight and update the visited nodes.

The SPANCO main target is determine the best way (optimization loop) to travel between nodes selecting the next node based on the recognition loop and the main loop.

The proposed algorithm is described as follows:

```
//Initialization
Setparameters,initializepheromone trails
m = nodes (cities)
costij = Travel cost between nodei and nodej
Wi = Total package's weight to deliver
Wj = package's weight delivered on nodej
distanceij = Distance between nodei and nodej
N = Total of ants
k = random number of ants N
timeij = time between nodei and nodej
antp = actual ant

// Functions
Update Pheromones()
    Total_Pheromonesij = Total_Pheromonesij +
        Pheromonesantp - random_diffusion_pheromones
End Update
```

```

max_Pheromones()
    Compare k – pheromones from pathsp and select
    the pathp with max pheromones
End max_pheromones

min_pathp()
    Compare k – pathsp and select the pathp with
    min total_distance
End min_path

Estimate cost_effortij(timeij, distanceij, Wt)
If (timeij>0, distanceij>0, Wt>0)
    cost_effortij = ((timeij* distanceij* Wt)/( timeij +
    distanceij + Wt))
    End if
End Estimate

Update Weight delivered()
    Wt = Wt – Wj
End Update

Trace_best_way() selecting nodej to visit where
(max_pheromoneij() and min_cost_effortij() and
min_pathij())
    Select neighbor nodes from nodei
    Compare neighbor – pathsp (pheromonesij(),
    cost_effortij(), pathij())
    Select the best_way with (max_pheromonesij(),
    min_cost_effortij(), min_pathij())
End trace_best_way

// Recognition loop
Allocateh=randomnumberofk on initial (or random)
nodeiwhere i<= m
for each antpfrom k group
    Select random nodejto visit
    Do
        Estimate timeij
        Estimate
        distanceij
        Update nodes visited
        Update pheromones()
        Assign pathp = pathp + distanceij
        nodei= nodej
        Selectrandom nodejto visit
        While nodej was not visited
    end for

//Main loop n=N-k
For each ant from n group
// second ants group
    Allocaten=N-k antson initial (or random) nodeiwhere
i<= n
End For
Do

```

```

Estimate cost_effortij(time, distance,
Actual_weight) from neighbor nodes
Select nodej to visit where ((max_pheromone()
and min_pathp() and min_cost_effortij())
If max_pheromone()= 0
    Select random nodej
End if
    Deliver Weightj()
    Update Weight delivered()
    Update cities visited()
    Update pheromones()
    i=j
While not_visited_all_nodes()

//Optimization loop
initial (or random) nodei // the origin city
do
    trace_best_way() selecting nodej to visit where
(max_pheromoneij() and min_cost_effortij() and
min_pathij())
    i=j
    While not_visited_all_nodes()

```

A.SPANCO Algorithm

An SPANCO algorithm differs from the algorithms proposed; it uses a Project Scheduling Problem (PSP) to enhance performance. It consists of three main sections: initialization, main loop and optimization loop. The main loop runs for a user-defined number of iterations. These are described below:

Initialization

- Set the initial parameters: variables, initial states, functions, inputs, outputs, initial trajectory, output trajectories.
- Initial set of nodes (cities)
- Set initial pheromone trails value = 0.
- Set the travel costs between nodes
- Estimate the total weight of deliver packages
- Estimate each weight's package to deliver on each node
- Define the total ants
- Select an ants random number from total ants
- Set the distances between nodes
- Each node has empty pheromones.

Functions

- Update pheromones(): Ants leave a pheromone trail which is updated when another ant goes through the same path and randomly the trail is removing for

natural conditions.

- The max pheromones function compares the paths between the actual node with other nodes and select the path where more ants.
- `Min_path()`: This function aims to compare the different paths used by ants recognition group and select the minimal distance path.
- `Cost_effort`: Each path between two cities laid out by the ants has a time, distance and weight carried. The effort is calculated from these factors multiplying them and dividing the result by the sum.
- `Weight delivered()`: if we assume that the traveling salesman leaves a package on each visited node, the total weight decreases with these deliveries.
- `Trace_best_way()`: This function analyzes the different path efforts between two cities, from this analysis, we choose the path of least distance, less effort and maximum pheromone.

Recognition loop

- A random ants number is allocated on initial node (or random node) to initialize the paths search (recognition group)
- Each ant will visit every node randomly estimating the time and distance between nodes and delivering pheromones

Main loop

- Set the initial parameters with the results of initialization and recognition loop.
- Each ant is individually placed on initial state with empty memory.
- The rest of the ants colony is allocated on the same initial node (or the same random node) from recognition group
- Set initial pheromone trails value based on recognition group.
- Each visited city has ant's pheromones from recognition group.
- Construct Ant Solution while each ant has not visited every city: Each ant constructs a path by applying the transition function between node (i,j) based on the data from recognition group and the new data from actual ant; the probability of moving from node to node depend on the parameters described before.
 - Apply Local Search

- Estimate the cost effort from actual node to neighbor nodes based on time and distance estimated by recognition group
 - Select the next node to visit based on minimize the cost effort, maximize the pheromones and minimize the path's distance
 - Update Trails: Evaporate a fixed proportion of the pheromone on each road. For each ant perform the "ant-cycle" pheromone update. Reinforce the best tour with a set number of "elitist ants" performing the "ant-cycle".
 - Update the weight to transport eliminating the delivered weight.
 - Update the pheromones where the actual ant has passed.
 - The operations are applied to individual(s) selected from the population with a probability based on fitness. Darwinian Reproduction, Structure-Preserving Crossover or Structure-Preserving Mutation.
- End While

Optimization loop

- Set the initial parameters with the results of initialization, recognition loop and main loop.
- Set initial pheromone trails value over initialization, recognition loop and main loop.
- Each city has a pheromones level from N group.
- Construct the best Ant Solution: Each ant constructed a path by applying the transition function between node (i,j).
- the best way is calculated by multiplying the distance, time and weight and divided by the sum of these parameters:
 - While not visited every city
 - `max_pheromone()`: Analyze the paths (i,j) maximizing the pheromones level
 - `min_cost_effort()`: Analyze the paths (i,j) minimizing the cost_effort
 - `min_pathij()`: select the path (i,j) minimizing the distance
 - End While

B. SPANCO Simulation

The 100 cities tour simulation [22] to be solved with ACO and SPANCO to compare the solutions.

// Initialization loop:

```
m = 100 nodes
costij = random function between 0...1
Wt = sum of random weight package delivered on
nodej
```

W_j = random weight package delivered on node j
 distance_{ij} = Random distance function between nodes
 N = Random Total ants
 k = Random number of ants < N
 time_{ij} = 0.001 seconds * distance * 1000

At the initial tours we presented 100 cities to visit (figure 4). Each city is represented by a node with a random distance.




Figure 4. Initial tour

The TSP can be solved applying an aleatorial solution (AS), where the solutions present crossing ways, a mayor path distances and a mayor effort cost.

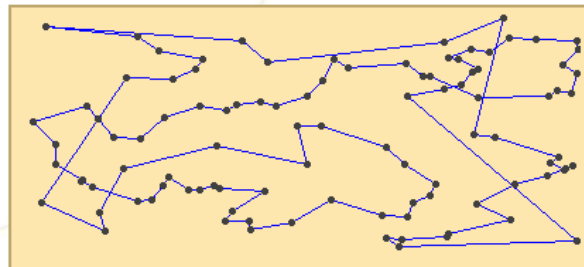


Figure 5. Aleatorial solution

The ACO Solution (Figura 5) does not present crossing ways and the results are better than AS; the time solutions increase almost 300% comparing to AS, but the solution reduced the 20% distance approximately. The effort cost is widely better if the AS effort cost is 100%, ACO presents de 85% averaged.

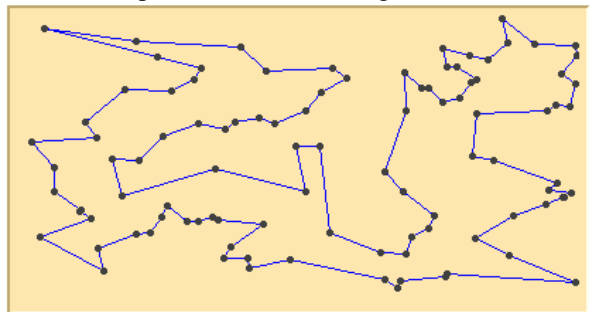


Figure 6. ACO solution

The SPANCO solution (Figure 7) used less memory than AS and ACO, the time solution is similar to ACO, but the effort cost is 20% averaged lowest than AS and in some cases, presents a 13% lowest from ACO.

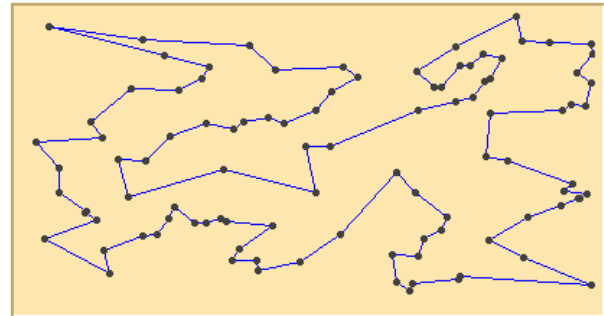


Figure 7. SPANCO solution

C. Comparing solutions

The table 1 shows the comparison between AS, ACO and SPANCO results from one instance. This instance has a hundred nodes randomly distributed, ten neighbor nodes maximum, thirty-three ants from recognition group and a random weight per node.

The table 2 shows the results from 30 instances where the best algorithm is SPANCO with the minimal effort cost estimation. In this table we assume the 100% effort cost is the AS traced path.

Property	AS	ACO	SPANCO
Memory used	27.5 Mb	27.6 Mb	27.5 Mb
Time solution	0.5 Sec	1.5 Sec	1.48 Sec
Node swaps	NA	23 nodes	18 nodes
Crossing ways	8	0	0
Total cost	NA	100%	98.2%
Total distance	91.647	77.938	76.582
Max Neighbors per city	10	10	10
Max recognition ants	33%	33%	33%

Table 1. Comparative table

Instance	ACO	SPANCO
1	85.04%	83.56%
2	98.66%	83.56%

3	97.52%	81.07%
4	97.76%	89.95%
5	88.19%	82.60%
6	92.88%	86.64%
7	94.36%	83.56%
8	93.33%	82.97%
9	90.45%	81.07%
10	93.32%	89.95%
11	87.80%	82.60%
12	89.91%	86.64%
13	94.25%	87.05%
14	88.23%	86.54%
15	91.21%	85.25%
16	88.04%	85.80%
17	93.15%	85.12%
18	86.22%	84.96%
19	87.96%	82.76%
20	91.17%	83.72%
21	83.25%	80.03%
22	92.77%	88.24%
23	85.93%	82.16%
24	84.64%	82.65%
25	97.22%	92.41%
26	90.33%	86.25%
27	88.23%	80.70%
28	81.80%	77.80%
29	91.69%	85.12%
30	90.40%	85.89%

Table 2. Effort per instance comparative table

VI. Conclusions

Ruiz-Vanoye et al. describes the complexity of algorithms as the way of classify the algorithms about the optimal solutions on time and efficiently and the complexity of instances as the problem complex [9]; in this way the SPANCO algorithm involves a non probabilistic steps because it based on select the best way maximizing the resources and minimizing the efforts.

The AS solution has several problems to solve TSP, the Ant colony Optimization (ACO) algorithm may produce redundant states in earlier steps, but if we combine ACO with Project Scheduling Problem (PSP) adding a cost_effort function, the algorithm is better minimizing the time and effort's costs to enhance the behavior of the inducted system.

A colony of ants moves through system states randomly based on past pheromones trails but this way not always is the best solution. If we apply PSP, the ants moves are focused on reduce the redundant states by selecting the optimum way to solve the problem.

On simulation results SPANCO has a better performance selecting the best way based on pheromones trail, the minimal path, the minimal time and these parameters benefits minimizing the carrying of delivered packages.

VII. Related works

This is the first work introducing PSP with ACO and TSP, in future works the researches can improve the effort_cost function, introduce new paradigms or new meta heuristics. This solution can be applied on several problems with similar requirements.

VIII. Bibliography

- [1] Dorigo M, Optimization, learning and natural algorithms. *PhD thesis, Dipartimento di Elettronica, Politecnico di Milano*, Italy, 1992 [in Italian].
- [2] E. Bonabeau, M. Dorigo and G. Theraulaz, *Swarm Intelligence: From Natural to Artificial Systems*. New York, NY: Oxford University Press, 1999.
- [3] Fuentes-Penna A., Ruiz-Vanoye J., Pathiyamattom-Joseph S. and Fernández-Medina M. A. Linear Responsibility Chart for PSP. 2011 Electronics, Robotics and Automotive Mechanics Conference. Pages 461-466.
- [4] Huang, W., Ling, L., Wen, B., Cao, B. (2009). Project Scheduling Problem for Software Development with Random Fuzzy Activity Duration Times. *Advances in Neural Networks – ISNN 2009. 6th International Symposium on Neural Networks*, ISNN 2009. Wuhan, China, May 2009 Proceedings, Part II. Springer. LNCS 5552. ISSN: 0302-9743. ISBN-10: 3-642-01509-3. ISBN.13: 978-3-642-01509-0
- [5] Ruiz-Vanoye Jorge A., Pathiyamattom-Joseph Sebastian. y Fernández-Medina Miguel A. and Fuentes-Penna A. Project Scheduling Problem for Software Development Library - PPSWDLIB. *Revista de Ciências da Computação*, No. 5, pp. 31-38 (2011). ISSN: 1646-6330, ISSN-E: 2182-1801.
- [6] Jorge A. Ruiz-Vanoye, Ocotlán Díaz-Parra, José C. Zavala-Díaz, Alejandro Fuentes-Penna, Juan C. Olivares-Rojas. A survey of Project Scheduling Problems (PSP). *Proceedings of the 15th Annual International Conference on Industrial Engineering Theory, Applications and Practice*, pp. 460-472, Mexico City, Mexico October 17-20, (2010) ISBN 97809652558-6-8.
- [7] Jorge A. Ruiz-Vanoye, Ocotlán Díaz-Parra, Alejandro Fuentes-Penna, José C. Zavala-Díaz. Productos de Innovación Tecnológica obtenidos de imitar la Naturaleza. *Revista de*

- Educación y Divulgación Científica y Tecnológica de la UDLAP (ALEPH ZERO). Número 57, Julio - Septiembre (2010).
- [8] Jorge A. Ruiz-Vanoye, Ocotlán Díaz-Parra, Felipe Cocón, Andrés Soto, Ma. De los Ángeles Buenabad Arias, Gustavo Verduzco-Reyes, Roberto Alberto-Lira. Meta-Heuristics Algorithms based on the Grouping of Animals by Social Behavior for the Traveling Salesman Problem. *International Journal of Combinatorial Optimization Problems and Informatics*, Vol. 3, No. 3, pp. 104-123, Sep-Dec (2012). ISSN:2007-1558.
- [9] Jorge A. Ruiz-Vanoye, Ocotlán Díaz-Parra. An Overview of the Theory of Instances Computational Complexity. *International Journal of Combinatorial Optimization Problems and Informatics*, Vol. 2, No. 2. pp. 21-27, May-Aug (2011). ISSN: 2007-1558.
- [10] Lawler E, Lenstra JK, Rinnooy Kan AHG, Shmoys DB. *The travelling Salesman problem*. New York: John Wiley & Sons; 1985
- [11] Marco Dorigo, Vittorio Maniezzo, and Alberto Coloni. The Ant System: Optimization by a colony of cooperating agents. *IEEE Transactions on Systems, Man, and Cybernetics-Part B*, Vol.26, No.1, 1996, pp.1-13
- [12] Papadimitriou CH, Steiglitz K. *Combinatorial optimization—Algorithms and complexity*. New York: Dover; 1982.
- [13] S. Goss, S. Aron, J. L. Deneubourg, and J. M. Pasteels, "Self-organized shortcuts in the argentine ant,". *Naturwissenschaften*, vol. 76, pp. 579–581, 1989. © Springer-Verlag 1989.
- [14] B. Hölldobler and E. O. Wilson, *The Ants*. Berlin: Springer-Verlag, 1997. *Entomon* 22(1): pages 79-81 (1997).
- [15] R. Beckers, J. L. Deneubourg, and S. Goss, "Trails and U-turns in the selection of the shortest path by the ant *Lasius Niger*," *J. Theoretical Biology*, vol. 159, pp. 397–415, 1992
- [16] Thomas Stutzle and Holger Hoos. The MAX-MIN Ant System and Local Search for Combinatorial Optimization Problems: Towards Adaptive Tools for Combinatorial Global Optimization In S. Voss, S. Martello, I.H. Osman, and C. Roucairol, editors, *Meta-Heuristics: Advances and Trends in Local Search Paradigms for Optimization*, Kluwer Academic Publishers, pages 313--329, 1998. ISSN: 0-7803-3949-5/97/1997 IEEE.
- [17] Marco Dorigo and Gianni Di Caro. Ant Colony Optimization: A New Meta-Heuristic. *Proceedings of the Congress on Evolutionary Computation*. 0-7803-5536-9/99/\$10.00 01999 IEEE
- [18] Cheng-Fa Tsai and Chun-Wei Tsai. A New Approach for Solving Large Traveling Salesman Problem Using Evolutionary Ant Rules. *Neural Networks, 2002. IJCNN '02. Proceedings of the 2002 International Joint Conference on (Volume:2)*. Pages 1540 – 1545. ISSN: 1098-7576. DOI: 10.1109/IJCNN.2002.1007746
- [19] Pan Junjie and Wang Dingwei. An Ant Colony Optimization Algorithm for Multiple Travelling Salesman Problem. *Proceedings of the First International Conference on Innovative Computing, Information and Control (ICICIC'06)*. 0-7695-2616-0/06 © 2006 IEEE. Pages 210-213.
- [20] Nada M. A. Al Salami. Ant Colony Optimization Algorithm. *UbiCC Journal*, Volume 4, Number 3, August 2009
- [21] Marco Dorigo and Thomas Stützle. *Ant Colony Optimization Book*. The MIT Press. Editorial Springer.
- [22] Optimization Software for Mathematical Programming. <http://www.aimms.com>. Last visited: 02/02/2013.
- [23] Jorge A. Ruiz-Vanoye, Ocotlán Díaz-Parra, José C. Zavala-Díaz, Alejandro Fuentes-Penna, Juan C. Olivares-Rojas: Models, resources and activities of Project Scheduling Problems. *International journal of industrial engineering-theory applications and practice*. Vol. x, N. y, pp.xy-yx (2012). ISSN: 1943-670X.
- [24] Fuentes-Penna A., Ruiz-Vanoye J.A., Pathiyamattom-Joseph S. and Fernández-Medina M.A. Linear Responsibility Chart for PSP. 2011 Electronics, Robotics and Automotive Mechanics Conference 978-0-7695-4563-9/11 \$26.00 © 2011 IEEE. DOI 10.1109/CERMA.2011.80 461.
- [25] Sanchit Goyal. A Survey on Travelling Salesman Problem. http://www.learningace.com/doc/361113/66116d333f1eadd70235fb86603fe37d/mics2010_submission_51.
- [26] Dantzig GB, Fulkerson DR, Johnson SM (1954). Solution of a Large-scale Traveling Salesman Problem." *Operations Research*, 2, 393-410.
- [27] Held M, Karp RM (1962). A Dynamic Programming Approach to Sequencing Problems". *Journal of SIAM*, 10, pages 196 - 210.
- [28] Little JDC, Murty KG, Sweeney WD, Karel C, "An Algorithm for the Traveling Salesman Problem," *Operational Research*, vol. 11, no. 6, pp. 972-989, 1963.
- [29] Eppstein, D. 2003b. The traveling salesman problem for cubic graphs. In *Proceedings of the 8th Workshop on Algorithms and Data Structures*.

- Lecture Notes in Computer Science, vol. 2748. Springer-Verlag, New York, 307–318.
- [30] Hahsler, Michael; Hornik, Kurt (2007), "TSP Infrastructure for the Traveling Salesperson Problem. Journal of Statistical Software. December 2007, Volume 23, Issue 2. Pages 1 – 21. ISSN 1548-7660; CODEN JSSOBK.
- [31] Leonardo Zambito. The Traveling Salesman Problem: A Comprehensive Survey. Submitted as a project for CSE 4080, Fall 2006.
- [32] Weili L., Qiaoyu Y, and Xiaochen Z. Continuous Quantum Ant Colony Optimization and Its Application to optimization and analysis of induction motor structure. Bio-Inspired Computing: Theories and Applications (BIC-TA), 2010 IEEE Fifth International Conference on. ISBN: 978-1-4244-6437-1. DOI: 10.1109/BICTA.2010.5645311. Pages: 313 – 317.
- [33] Shudao Z., Jun W., and Yongqi J. Route Planning for Unmanned Aircraft Based on Ant Colony Optimization and Voronoi Diagram. Intelligent System Design and Engineering Application (ISDEA), 2012 Second International Conference on. ISBN: 978-1-4577-2120-5. DOI: 10.1109/ISdea.2012.568. Pages: 732-735
- [34] Zhou S., and Wu C. A recognition method for driver's intention based on genetic algorithm and ant colony optimization. Natural Computation (ICNC), 2011 Seventh International Conference on (Volume:2). ISSN: 2157-9555. DOI: 10.1109/ICNC.2011.6022185. Pages: 1033 - 1037

Author Biographies



Fuentes-Penna Alejandro was born in Morelos, Mexico in 1979. He obtained his Ph.D. degree in Strategic Planning and Technology Management in 2012. He has worked at the Universidad Nacional Autónoma de México and in diverse companies, research institutions, universities and more. He has given classes in diverse Mexican Universities since 2004. He currently serves as professor - researcher at Autonomous University of Hidalgo (UAEH), Mexico. He is National Researcher at Morelos State Researchers System, for publications and more information, see www.alex Fuentes.com.mx.



González-Ramírez Marcos S. was born in Morelos, Mexico in 1985. He obtained his computer Science Engineering degree in 2007. He has worked at Electrical Researches Institute and in diverse companies. He currently serves as network manager at Notaria 2 y 11 Asociadas, Mexico.